

CONSOLIDATED BALANCE SHEET

	Schedule	Amount (Rs.) 31.03.2017	Amount (Rs.) 31.03.2016
SOURCES OF FUNDS			
Reserves & Surplus	1	17,95,56,058	17,30,15,455
Long Term Provisions	2	29,00,099	22,26,375
Current Liabilities & Provisions	3	14,72,56,961	11,88,98,150
Total		32,97,13,118	29,41,39,980
APPLICATION OF FUNDS			
Fixed Assets	4	15,10,612	11,51,270
Deferred Tax Assets		9,77,058	8,15,237
Current Assets, Loans & Advances			
<u>Current Assets</u>			
Inventory	5	38,64,974	31,37,442
Sundry Debtors	6	9,86,08,074	11,57,90,552
Cash & Bank Balances	7	8,30,46,636	3,12,49,653
Loans & Advances	8	4,77,25,464	3,75,63,998
Other Current Assets	9	9,39,80,300	10,44,31,828
		32,72,25,448	29,21,73,473
Total		32,97,13,118	29,41,39,980

SIGNIFICANT ACCOUNTING POLICIES & NOTES TO ACCOUNTS

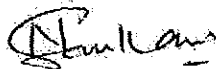
12

SCHEDULES REFERRED ABOVE FORM AN INTEGRAL PART OF THE BALANCE SHEET


Mariamma Koshy
(President)



Md. Mushtaque Ahmad
(Secretary General)

As per our Audit Report on Even date
For Samkaria & Associates
Chartered Accountants
FRN.: 007111N






Tapan Das
(Treasurer)


Firoz Ansari
(Chairman, Finance and Audit Committee)

CA. Naresh Samkaria
Partner
M No.: 086359
Date: 24.6.2017
Place: New Delhi

HOCKEY INDIA
B1/E3, GROUND FLOOR, MOHAN COOPERATIVE INDUSTRIAL ESTATE NEW DELHI - 110044


INCOME & EXPENDITURE ACCOUNT FOR THE YEAR ENDED ON 31.03.2017


	Schedule	Amount (Rs.) 31.03.2017	Amount (Rs.) 31.03.2016
INCOME			
Income	10	1,04,94,79,640	94,89,85,095
Closing Stock		38,64,974	31,37,442
TOTAL		1,05,33,44,614	95,21,22,537
EXPENDITURE			
Opening Stock		31,37,442	20,63,082
Tournament & Hockey promotion		95,38,00,103	82,72,94,313
Administrative & other expenses	11	8,76,23,263	10,39,80,961
Depreciation	4	2,43,033	2,82,810
TOTAL		1,04,48,03,841	93,36,21,166
Excess of Income over Expenditure		85,40,773	1,85,01,371
Add: Provision for Deferred Tax		1,61,822	1,37,479
Less: Provision for Income Tax		29,69,948	68,58,731
Add: Excess Income Tax Provision written back		8,07,956	1,06,593
Transferred to Reserves and Surplus		65,40,603	1,18,86,712

SIGNIFICANT ACCOUNTING POLICIES & NOTES TO ACCOUNTS


12

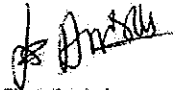
SCHEDULES REFERRED ABOVE FORM AN INTEGRAL PART OF THE BALANCE SHEET

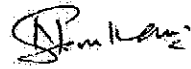

Mariamma Koshy
(President)


Md. Mushtaque Ahmad
(Secretary General)

As per our Audit Report on Even date
For Samkaria & Associates
Chartered Accountants
FRN : 007111N


Tapan Das
(Treasurer)


Firoz Ansari
(Chairman, Finance and Audit Committee)


CA. Naresh Samkaria
Partner
M No : 086359
Date:- 24.6.2017
Place:- New Delhi



Schedule Forming parts of Balance Sheet and Income & Expenditure Account for the year ended 31.03.2017

Amount (Rs.)
31.03.2017

Amount (Rs.)
31.03.2016

SCHEDULE - 1
RESERVES & SURPLUS

Opening Balance	17,30,15,455	16,11,28,743
Excess of Income over Expenditure during the year	65,40,603	1,18,86,712
Closing Balance	17,95,56,058	17,30,15,455

Total

SCHEDULE - 2
LONG TERM PROVISIONS

Provision for Gratuity	18,55,658	13,84,112
Provision for Leave Encashment	10,44,441	8,42,263
Total	29,00,099	22,26,375

Total

SCHEDULE - 3
CURRENT LIABILITIES & PROVISIONS

Current Liabilities

Creditors for expenses	5,26,28,772	9,93,26,206
------------------------	-------------	-------------

Statutory Liabilities

TDS - Payable	1,45,27,756	75,81,128
Swachh Bharat Cess Payable	-	98
Service Tax Payable	9,850	2,730

Provisions

Gratuity	1,34,855	42,201
Leave Encashment	1,27,050	87,056
Income Tax	98,28,678	68,58,731

Other Current Liabilities

Advances Received	7,00,00,000	50,00,000
-------------------	-------------	-----------

Total

14,72,56,961 **11,88,98,150**

SCHEDULE - 5
INVENTORY

Consumables & Sports equipments (as certified by management)	38,64,974	31,37,442
---	-----------	-----------

Total

38,64,974 **31,37,442**

SCHEDULE - 6
SUNDRY DEBTORS

Debts exceeding six months	4,25,77,580	5,96,30,866
Other Debts	5,60,30,494	5,61,59,686

Total

9,86,08,074 **11,57,90,552**

SCHEDULE - 7
CASH & BANK BALANCES

Cash in hand (Including Imprest)	98,428	88,950
Bank Balances	1,29,18,865	3,11,60,703
FDR with bank	7,00,00,000	-
Interest Accrued	29,343	-

Total

8,30,46,636 **3,12,49,653**



[Handwritten signature]

[Handwritten signature]

[Handwritten signature]

[Handwritten signature]

Schedule Forming parts of Balance Sheet and Income & Expenditure Account for the year ended 31.03.2017

	Amount (Rs.) 31.03.2017	Amount (Rs.) 31.03.2016
SCHEDULE - 8		
<u>LOANS & ADVANCES</u>		
Prepaid Expenses	8,87,683	7,54,371
Other Advances	4,68,37,781	3,68,09,627
Total	4,77,25,464	3,75,63,998

SCHEDULE - 9
OTHER CURRENT ASSETS
(Amounts recoverable in cash or kind)

Sport Authority of India	36,48,566	54,94,736
Security Deposit	6,82,500	6,82,500
Deposit with Government Authorities	8,81,07,965	9,69,15,785
HDFC Gratuity Fund A/c	15,41,269	13,38,807
Total	9,39,80,300	10,44,31,828

SCHEDULE - 10
INCOME

Franchisee, Sponsorship & Broadcasting	96,22,25,877	86,81,55,069
Grant Received	7,48,16,246	6,75,50,841
Sale Of Ticket	10,49,900	41,65,000
Other Income	1,13,87,617	91,14,185
Total	1,04,94,79,640	94,89,85,095

SCHEDULE - 11
ADMINISTRATIVE & OTHER EXPENSES

Establishment expenses	2,35,35,302	3,23,46,446
AGM and Committee expenses	26,05,538	28,10,288
Conveyance	1,58,088	2,39,336
Commission	-	2,43,18,553
Donation	2,00,000	15,00,000
Computer Software & Maintenance	10,11,694	9,07,029
News Paper And Periodicals	42,582	48,461
Rent	36,07,813	35,18,172
Office Maintenance	2,38,120	2,92,919
Printing, Stationery & Courier	60,86,801	53,75,872
Legal & Professional	3,94,22,593	2,39,95,375
Repair & Maintenance	2,26,995	1,63,667
Telephone & Internet	4,53,042	3,17,430
Electricity expenses	5,16,579	5,25,134
Audit Fees	3,50,000	3,50,000
Exchange Fluctuation Loss	23,63,079	40,975
Bank Charges & Interest	7,20,914	12,91,583
Insurance Expenses	32,27,222	32,15,000
Swachh Bharat Cess Expense	28,56,901	27,24,721
Total	8,76,23,263	10,39,80,961



[Handwritten signature]

[Handwritten signature]

[Handwritten signature]

[Handwritten signature]


HOCKEY INDIA
B1/E3, GROUND FLOOR, MOHAN COOPERATIVE INDUSTRIAL ESTATE NEW DELHI - 110044

Detail of Fixed Assets as on 31.03.2017

Schedule - 4

(Amt in Rs.)

PARTICULARS	RATE	W.D.V. AS ON 1.4.2016	ADDITION UPTO 03.10.2016	ADDITION AFTER 03.10.2016	SALE / ADJUSTMENT	VALUE AS ON 31.3.2016	DEPRECIATION FOR THE YEAR	NET BLOCK AS ON 31.3.2017
Computers	60%	96,115	-	-	-	96,115	57,669	38,446
Sports Equipments	15%	4,32,683	-	-	-	4,32,683	64,902	3,67,781
Office Equipments	15%	2,67,723	-	5,88,375	-	8,56,098	84,287	7,71,811
Furniture	10%	3,54,749	-	14,000	-	3,68,749	36,175	3,32,574
Total		11,51,270	-	6,02,375	-	17,53,645	2,43,033	15,10,612
Previous Year Figure		12,75,757	90,888	67,434	-	14,34,080	2,82,810	11,51,270



[Signature]

[Signature]

[Signature]

[Signature]