

HOCKEY INDIA

B1/E3, GROUND FLOOR, MOHAN COOPERATIVE INDUSTRIAL ESTATE NEW DELHI - 110044


CONSOLIDATED BALANCE SHEET AS ON 31.03.2016


|                                             | Schedule | Current Year<br>31.03.2016 | Previous Year<br>31.03.2015 |
|---------------------------------------------|----------|----------------------------|-----------------------------|
| <b>SOURCES OF FUNDS</b>                     |          |                            |                             |
| Reserves & Surplus                          | 1        | 173,015,455                | 161,128,743                 |
| Long Term Provisions                        | 2        | 2,226,375                  | 1,880,040                   |
| Current Liabilities & Provisions            | 3        | 118,898,150                | 178,772,453                 |
| <b>Total</b>                                |          | <b>294,139,980</b>         | <b>341,781,236</b>          |
| <b>APPLICATION OF FUNDS</b>                 |          |                            |                             |
| Fixed Assets                                | 4        | 1,151,270                  | 1,275,757                   |
| Deferred Tax Assets                         |          | 815,237                    | 677,758                     |
| <b>Current Assets, Loans &amp; Advances</b> |          |                            |                             |
| <b>Current Assets</b>                       |          |                            |                             |
| Cash & Bank Balances                        | 5        | 31,249,653                 | 145,793,271                 |
| Other Current Assets                        | 6        | 104,431,828                | 88,789,797                  |
| Inventory                                   | 7        | 3,137,442                  | 2,063,082                   |
| Sundry Debtors                              | 8        | 115,790,552                | 73,248,406                  |
| Loans & Advances                            | 9        | 37,563,998                 | 29,933,165                  |
|                                             |          | 292,173,473                | 339,827,721                 |
| <b>Total</b>                                |          | <b>294,139,980</b>         | <b>341,781,236</b>          |

SIGNIFICANT ACCOUNTING POLICIES & NOTES TO ACCOUNTS


12


SCHEDULES REFERRED ABOVE FORM AN INTEGRAL PART OF THE BALANCE SHEET


  
Dr. Narinder Dhruv Batra  
(President)

  
Rajinder Singh  
(Treasurer)

As per our Audit Report on Even date  
For M S A & Associates  
Chartered Accountants  
FRN : 009717N

  
Md. Mushtaque Ahmad  
(Secretary General)

  
Mariamma Koshy  
(Chairperson, Finance and Audit  
Committee)



CA SANJAY BHARDWAJ  
Partner  
M No : 087847

Place:- New Delhi  
Date: 11.07.2016

# HOCKEY INDIA

B1/E3, GROUND FLOOR, MOHAN COOPERATIVE INDUSTRIAL ESTATE NEW DELHI - 110044

CONSOLIDATED INCOME & EXPENDITURE ACCOUNT FOR THE YEAR ENDED ON 31.03.2016

|                                        | Schedule | Current Year<br>31.03.2016 | Previous Year<br>31.03.2015 |
|----------------------------------------|----------|----------------------------|-----------------------------|
| <b>INCOME</b>                          |          |                            |                             |
| Income                                 | 10       | 948,985,095                | 937,338,750                 |
| Closing Stock                          |          | 3,137,442                  | 2,063,082                   |
| <b>TOTAL</b>                           |          | <b>952,122,537</b>         | <b>939,401,832</b>          |
| <b>EXPENDITURE</b>                     |          |                            |                             |
| Opening Stock                          |          | 2,063,082                  | 1,510,862                   |
| Tournament & Hockey promotion expenses |          | 827,294,313                | 705,499,892                 |
| Administrative & other expenses        | 11       | 103,980,961                | 117,304,104                 |
| Depreciation                           | 4        | 282,810                    | 289,562                     |
| <b>TOTAL</b>                           |          | <b>933,621,166</b>         | <b>824,604,420</b>          |
| Excess Of Income Over Expenditure      |          | 18,501,371                 | 114,797,412                 |
| Add: Provision for Deferred Tax        |          | 137,479                    | 355,674                     |
| Add: Excess Provision written Back     |          | 106,593                    | 1,108,835                   |
| Less: Provision for Income Tax         |          | 6,858,731                  | 41,090,000                  |
| Transferred to Reserves and Surplus    |          | <b>11,886,712</b>          | <b>75,171,921</b>           |

## SIGNIFICANT ACCOUNTING POLICIES & NOTES TO ACCOUNTS

12


SCHEDULES REFERRED ABOVE FORM AN  
INTEGRAL PART OF THE BALANCE SHEET


As per our Audit Report on Even date  
For M S A & Associates  
Chartered Accountants  
FRN : 009717N


**CA SANJAY BHARDWAJ**  
Partner  
M No : 087847

Place: New Delhi  
Date: 11.07.2016

  
Dr. Narinder Dhruv Batra  
(President)

  
Rajinder Singh  
(Treasurer)

  
Md. Mushtaque Ahmad  
(Secretary General)

  
Mariamma Koshy  
(Chairperson, Finance and Audit  
Committee)

Schedule Forming parts of Balance Sheet and Income & Expenditure Account for the Period 01.04.15 to 31.03.2016

|              |               |
|--------------|---------------|
| Current Year | Previous Year |
| 31.03.2016   | 31.03.2015    |

**SCHEDULE - 1**

**RESERVES & SURPLUS**

|                                                   |                    |                    |
|---------------------------------------------------|--------------------|--------------------|
| Opening Balance                                   | 161,128,743        | 85,956,822         |
| Excess of Income over Expenditure during the year | 11,886,712         | 75,171,921         |
|                                                   | <u>173,015,455</u> | <u>161,128,743</u> |

**SCHEDULE - 2**

**LONG TERM PROVISIONS**

|                                |                  |                  |
|--------------------------------|------------------|------------------|
| Provision for Gratuity         | 1,384,112        | 1,290,654        |
| Provision for Leave Encashment | 842,263          | 589,386          |
|                                | <u>2,226,375</u> | <u>1,880,040</u> |

**SCHEDULE - 3**

**CURRENT LIABILITIES & PROVISIONS**

**Current Liabilities**

|                        |            |             |
|------------------------|------------|-------------|
| TDS - Payable          | 7,581,128  | 13,718,770  |
| Advance Received       | 5,000,000  | 12,526,339  |
| Creditors for expenses | 99,326,206 | 111,323,391 |
| Swachh Bhart cess      | 98         | -           |
| Service Tax Payable    | 2,730      | -           |

**Provisions**

|                          |                    |                    |
|--------------------------|--------------------|--------------------|
| Leave Encashment         | 87,056             | 85,762             |
| Gratuity                 | 42,201             | 28,191             |
| Provision for Income Tax | 6,858,731          | 41,090,000         |
|                          | <u>118,898,150</u> | <u>178,772,453</u> |

**SCHEDULE - 5**

**CASH & BANK BALANCES**

|                                  |                   |                    |
|----------------------------------|-------------------|--------------------|
| Cash in hand (Including Imprest) | 88,950            | 152,412            |
| Bank Balances                    | 31,160,703        | 13,751,111         |
| FDR with bank                    | -                 | 131,378,767        |
| Interest Accrued                 | -                 | 510,981            |
|                                  | <u>31,249,653</u> | <u>145,793,271</u> |



Handwritten signatures and initials are present at the bottom of the page, including a prominent signature on the right side.


**HOCKEY INDIA**  
**B1/E3, GROUND FLOOR, MOHAN COOPERATIVE INDUSTRIAL ESTATE NEW DELHI - 110044**

**Detail of Fixed Assets as on 31.03.2016**

**Schedule - 4**

(Amt in Rs.)

| PARTICULARS                 | RATE | W.D.V. AS<br>ON 1.4.2015 | ADDITION UPTO<br>03.10.2015 | ADDITION<br>AFTER 03.10.2015 | SALE /<br>ADJUSTM<br>ENT | VALUE AS ON<br>31.3.2016 | DEPRECIATION<br>FOR THE YEAR | NET BLOCK AS<br>ON 31.3.2016 |
|-----------------------------|------|--------------------------|-----------------------------|------------------------------|--------------------------|--------------------------|------------------------------|------------------------------|
| Computers                   | 60%  | 113,876                  | 76,450                      | 28,550                       | -                        | 218,876                  | 122,761                      | 96,115                       |
| Sports Equipments           | 15%  | 509,039                  | -                           | -                            | -                        | 509,039                  | 76,356                       | 432,683                      |
| Office Equipments           | 15%  | 273,563                  | 14,438                      | 24,780                       | -                        | 312,782                  | 45,059                       | 267,723                      |
| Furniture                   | 10%  | 379,279                  | -                           | 14,104                       | -                        | 393,383                  | 38,634                       | 354,749                      |
| <b>Total</b>                |      | <b>1,275,757</b>         | <b>90,888</b>               | <b>67,434</b>                | <b>-</b>                 | <b>1,434,080</b>         | <b>282,810</b>               | <b>1,151,270</b>             |
| <b>Previous Year Figure</b> |      | <b>1,190,745</b>         | <b>292,574</b>              | <b>82,000</b>                |                          | <b>1,565,319</b>         | <b>289,562</b>               | <b>1,275,757</b>             |








Schedule Forming parts of Balance Sheet and Income & Expenditure Account for the period 01.04.15-31.03.2016

Current Year  
31.03.2016

Previous Year  
31.03.2015

**SCHEDULE - 6**

**OTHER CURRENT ASSETS**

**(Amounts recoverable in cash or kind)**

|                                     |                    |                   |
|-------------------------------------|--------------------|-------------------|
| Ministry of Youth Affairs & Sports  | -                  | 5,000,000         |
| Sport Authority of India            | 5,494,736          | 7,344,036         |
| Security Deposit                    | 682,500            | 682,500           |
| Deposit with Government Authorities | 96,915,785         | 75,763,261        |
| HDFC Gratuity Fund A/c              | 1,338,807          | -                 |
|                                     | <u>104,431,828</u> | <u>88,789,797</u> |

**SCHEDULE - 7**

**INVENTORY**

|                                 |                  |                  |
|---------------------------------|------------------|------------------|
| Consumables & Sports equipments | 3,137,442        | 2,063,082        |
|                                 | <u>3,137,442</u> | <u>2,063,082</u> |

**SCHEDULE - 8**

**SUNDRY DEBTORS**

|                            |                    |                   |
|----------------------------|--------------------|-------------------|
| Debts exceeding six months | 59,630,866         | -                 |
| Other Debts                | 56,159,686         | 73,248,406        |
|                            | <u>115,790,552</u> | <u>73,248,406</u> |

**SCHEDULE - 9**

**LOANS & ADVANCES**

|                  |                   |                   |
|------------------|-------------------|-------------------|
| Prepaid Expenses | 2,188,771         | 12,600,442        |
| Other Advances   | 35,375,227        | 17,332,723        |
|                  | <u>37,563,998</u> | <u>29,933,165</u> |



Handwritten signatures and initials at the bottom of the page.

Schedule Forming parts of Balance Sheet and Income & Expenditure Account for the period 01.04.15-31.03.2016

Current Year  
31.03.2016

Previous Year  
31.03.2015

**SCHEDULE - 10**


**INCOME**

|                                        |                    |                    |
|----------------------------------------|--------------------|--------------------|
| Franchisee, Sponsorship & Broadcasting | 868,155,069        | 828,888,717        |
| Grant Received                         | 67,550,841         | 57,535,818         |
| Sale of Tickets                        | 4,165,000          | 4,801,580          |
| Other Income                           | 9,114,185          | 46,112,635         |
|                                        | <u>948,985,095</u> | <u>937,338,750</u> |

**SCHEDULE - 11**

**ADMINISTRATIVE & OTHER EXPENSES**

|                                 |                    |                    |
|---------------------------------|--------------------|--------------------|
| Establishment expenses          | 32,346,446         | 22,672,694         |
| AGM and Committee expenses      | 2,810,288          | 2,848,375          |
| Conveyance                      | 239,336            | 301,502            |
| Insurance Expenses              | 3,215,000          | 2,825,000          |
| Commission                      | 24,318,553         | 57,607,772         |
| Donation                        | 1,500,000          | 500,000            |
| Computer Software & Maintenance | 907,029            | 665,359            |
| News Paper And Periodicals      | 48,461             | 40,841             |
| Rent                            | 3,518,172          | 3,067,428          |
| Office Maintenance              | 292,919            | 140,815            |
| Printing, Stationery & Courier  | 5,375,872          | 3,731,975          |
| Legal & Professional Charges    | 23,995,375         | 18,922,027         |
| Repair & Maintenance            | 163,667            | 378,468            |
| Telephone & Internet expenses   | 317,430            | 316,765            |
| Electricity expenses            | 525,134            | 740,016            |
| Audit Fees                      | 350,000            | 200,000            |
| Bank Charges & Interest         | 1,332,558          | 2,345,067          |
| Swachh Bharat Cess Expense      | 2,724,721          | -                  |
|                                 | <u>103,980,961</u> | <u>117,304,104</u> |



*[Handwritten signatures and marks]*



## AUDITOR'S REPORT

To  
Hockey India,  
B1/E3, Mohan Co-operative,  
Industrial Estate,  
New Delhi-110044

We have audited the attached Balance Sheet of Hockey India (Registered as Society no. S/65668/2009) having office at B1/E3, Mohan Co-operative, Industrial Estate, New Delhi-110044 as at 31st March 2016, Income & Expenditure Account and Receipt & Payment for the period ended on that date:

The preparation of financial statement is responsibility of management. Our responsibility is to express an opinion on this financial statement based on our audit. An audit involves performing procedures to obtain audit evidence about the amounts and disclosures in the financial statements. The procedures selected depend on the auditors' judgment, including the assessment of the risks of material misstatement of the financial statements, whether due to fraud or error. In making those risk assessments, the auditor considers internal financial control relevant in preparation of the financial statements that give true and fair view in order to design audit procedures that are appropriate in the circumstances. An audit also includes evaluating the appropriateness of the accounting policies used and the reasonableness of the accounting estimates made by society, as well as evaluating the overall presentation of the financial statements.

We believe that the audit evidence we have obtained is sufficient and appropriate to provide a basis for our audit opinion on the financial statements.

We further report that

1. We have obtained all the information and explanations which to the best of our knowledge and belief were necessary for the purpose of our audit.
2. In our opinion, proper books of account as required by law have been kept by the society.
3. In our opinion and to the best of our information and according to explanations given to us, the said Balance Sheet, Income & Expenditure Account, Receipt & Payment and Cash Flow Statement read together with Schedules thereof, give a true and fair view in conformity with the accounting standards generally accepted in India;



in the case of Balance Sheet, the state of affairs of the society as at 31<sup>st</sup> March 2016;

- (ii) in the case of Income & Expenditure Account, the excess of income over expenditure for the year ended on that date;
- (iii) in the case of receipts & payments for the year ended on that date; and
- (iv) in the case of Cash Flow Statement, of the cash flows for the year ended on that date.

For M S A & Associates  
Chartered Accountants  
FRN: 009717N



CA. Sanjay Bhardwa

Partner

M.No.: 087847

Date: 11/07/2016

Place: New Delhi