

BALANCE SHEET AS AT 31.03.2014

	Schedule	Current Year Amount (Rs.) 31.03.2014	Previous Year Amount (Rs.) 31.03.2013
SOURCES OF FUNDS			
Corpus Funds			
Capital Account	1	7,424,640	7,424,640
Excess of Income over Expenditure / (Excess of expenditure over Income)		78,532,182	37,198,986
Long Term Provisions	2	623,467	467,307
Current Liabilities & Provisions	3	168,962,057	196,272,937
Total		255,542,346	241,363,869
APPLICATION OF FUNDS			
Fixed Assets	4	1,190,744	1,077,256
Deferred Tax Assets		322,084	273,083
Current Assets, Loans & Advances			
Current Assets			
Cash & Bank Balances	5	118,793,474	166,115,283
Other Current Assets	6	84,467,284	62,289,477
Inventory	7	1,510,863	418,849
Sundry Debtors	8	39,204,915	8,516,200
Loans & Advances	9	10,052,982	2,651,661
		254,029,518	239,991,470
Misc. Expenditure (To the extent not written off or adjusted)	10	-	22,060
Total		255,542,346	241,363,869

SIGNIFICANT ACCOUNTING POLICIES & NOTES TO ACCOUNTS


14

SCHEDULES REFERRED ABOVE FORM AN INTEGRAL PART OF THE BALANCE SHEET


As per our Audit Report on Even date
For **M S A & Associates**
Chartered Accountants
FRN : 009717N




CA SANJAY BHARDWAJ
Partner
M No : 087847


(MARIAMMA KOSHY)
President

Md. Mushtaque Ahmad.
(MOHD. MUSHTAQUE AHMAD)
Treasurer


(DR. NARINDER BATRA)
Secretary General


(PRATAP SATPATHY)
Chairman - Finance and Audit
Committee

DATE : 11/06/2014
PLACE : NEW DELHI

INCOME & EXPENDITURE ACCOUNT FOR THE YEAR ENDED 31.03.2014


	Schedule	Current Year Amount (Rs.) 31.03.2014	Previous Year Amount (Rs.) 31.03.2013
INCOME			
Income	11	714,860,709	599,565,262
Closing Stock		1,510,863	418,849
TOTAL		716,371,572	599,984,111
EXPENDITURE			
Opening Stock		418,849	-
Tournament & Hockey promotion expenses		534,999,985	424,134,934
Administrative & other expenses	12	117,510,293	96,690,326
Financial charges	13	1,476,598	1,370,633
Depreciation		281,652	267,048
TOTAL		654,687,377	522,462,941
Excess Of Income Over Expenditure / (Excess of expenditure over Income)		61,684,195	77,521,170
Add: Brought forward profit from previous year		37,198,986	(20,095,267)
Add: Provision for Deferred Tax		49,001	273,083
Less: Provision for Income Tax		20,400,000	20,500,000
Transferred to Balance Sheet		78,532,182	37,198,986

SIGNIFICANT ACCOUNTING POLICIES & NOTES TO ACCOUNTS

14


SCHEDULES REFERRED ABOVE FORM AN INTEGRAL PART OF INCOME & EXPENDITURE ACCOUNT

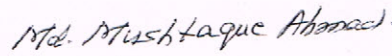
As per our Audit Report on Even date
For M S A & Associates
Chartered Accountants
FRN : 009717N





CA SANJAY BHARDWAJ
Partner
M No : 087847

DATE : 11/06/2014
PLACE : NEW DELHI


(MARIAMMA KOSHY)
President


(MOHD. MUSHTAQUE AHMAD)
Treasurer


(Dr. NARINDER BATRA)
Secretary General


(PRATAP SATPATHY)
Chairman - Finance and Audit
Committee

Schedule Forming parts of Balance Sheet and
Income & Expenditure Account for the year ended
31.03.2014

Current Year	Previous Year
Amount (Rs.) 31.03.2014	Amount (Rs.) 31.03.2013

SCHEDULE - 1

CAPITAL ACCOUNT

Capital Account		7,424,640		7,424,640
Total		7,424,640		7,424,640

SCHEDULE - 2

LONG TERM PROVISIONS

Provision for Employee Benefit		623,467		467,307
		623,467		467,307

SCHEDULE - 3

CURRENT LIABILITIES & PROVISIONS

Current Liabilities

TDS - Payable		10,723,326		22,497,511
Advance from Sponsors		11,666,667		41,306,666
Creditors for expenses		146,202,824		132,132,645
Hockey India / Hockey India League		-		-

Provisions

Leave Encashment		369,241		336,115
Total		168,962,057		196,272,937



[Handwritten signature]

Md. Mushtaque Ahmad

[Handwritten signature]

HOCKEY INDIA
B1/E3, GROUND FLOOR, MOHAN COOPERATIVE INDUSTRIAL ESTATE NEW DELHI - 110044

Detail of Fixed Assets as on 31.03.2014

Schedule 4
(Amt in Rs.)

PARTICULARS	W.D.V. AS ON 1.4.2013	ADDITION UPTO 03.10.2013	ADDITION AFTER 03.10.2013	SALE	VALUE AS ON 31.3.2014	DEPRECIATION FOR THE YEAR	NET BLOCK AS ON 31.3.2014
Computer	211,341	14,315	-	-	225,656	135,394	90,262
Furniture & Fixture	368,127	-	-	-	368,127	36,813	331,314
Office Equipments	165,528	-	32,000	-	197,528	27,229	170,299
Calorimeter	332,260	-	-	-	332,260	49,839	282,421
HP2 Sport RADAR	-	-	140,552	-	140,552	10,541	130,011
Ipad Retina Display	-	-	125,400	-	125,400	9,405	115,995
Reboboxes	-	82,873	-	-	82,873	12,431	70,442
Total	1,077,256	97,188	297,952	-	1,472,396	281,652	1,190,744

Previous Years figure 646,553


42,600

655,150

1,344,303

267,047

1,077,256



Signature

Md. Mushtaqe Ahmad

Signature

Schedule Forming parts of Balance Sheet and
Income & Expenditure Account for the year ended
31.03.2014

Current Year Previous Year

Amount (Rs.) Amount (Rs.)
31.03.2014 31.03.2013

SCHEDULE - 5

CASH & BANK BALANCES

Cash in hand	198,521	50,206
Bank Balances	6,502,334	4,737,678
FDR with bank	110,000,000	160,000,000
Interest Accrued	2,092,619	1,327,399
Total	118,793,474	166,115,283

SCHEDULE - 6

OTHER CURRENT ASSETS

(Amounts recoverable in cash or kind)

Sport Authority of India	8,840,401	9,049,677
Security- Rent	1,682,500	682,500
Deposit with Government Authorities (Net)	73,944,383	52,557,300
Total	84,467,284	62,289,477

SCHEDULE - 7

INVENTORY

Consumables & Sports equipments (Valued & certified by management)	1,510,863	418,849
Total	1,510,863	418,849

SCHEDULE - 8

SUNDRY DEBTORS

Debts exceeding six months		
Other Debts	39,204,915	8,516,200
Total	39,204,915	8,516,200

SCHEDULE - 9

LOANS & ADVANCES

Prepaid Expenses	996,996	984,297
Other Advances	9,055,986	1,667,364
Total	10,052,982	2,651,661

SCHEDULE - 10

MISC. EXPENDITURE

(To the extent not written off or adjusted)

Website Expenses		
Balance b/f	22,060	44,120
Less Misc Expenditure written off	(22,060)	(22,060)
Balance c/f	-	22,060



Batbally
Md. Mushtaque Ahmad
[Signature]
[Signature]

Schedule Forming parts of Balance Sheet and
Income & Expenditure Account for the year ended
31.03.2014

Current Year
Amount (Rs.)
31.03.2014

Previous Year
Amount (Rs.)
31.03.2013

SCHEDULE - 11
INCOME

Franchisee Fee & Assistance	656,920,073	561,119,707
Grant Received	45,938,192	32,763,864
Sale of Ticket	3,042,250	845,500
Other Income	8,960,194	4,836,192
Total	714,860,709	599,565,263

SCHEDULE - 12

ADMINISTRATIVE & OTHER EXPENSES

Establishment expenses	22,532,107	8,943,571
AGM and Committee expenses	4,389,594	2,929,664
Conveyance	299,319	307,490
Commission	53,011,609	56,300,496
Festival Expenses	905,743	378,444
Audit Fees	84,944	84,944
Computer Software & Maintenance	719,878	296,059
News Paper And Periodicals	120,050	67,814
Donation	1,040,000	500,000
Rent	3,067,430	2,641,821
Office Maintenance	414,121	164,242
Postage & Courier	764,849	196,610
Printing & Stationery	3,238,143	889,425
Legal & Professional Charges	21,261,221	14,880,992
Repair & Maintenance	132,776	49,643
Telephone & Internet expenses	399,377	169,637
Electricity expenses	399,810	212,353
Service Tax	101,396	-
Public Relation Media Expenses	1,752,229	2,754,500
Hockey Anthem Song	-	1,400,000
Insurance	2,853,637	2,651,697
Misc. Expenditure written off	22,060	22,060
Prior Period Expenses	-	848,864
Total	117,510,293	96,690,326

SCHEDULE -13

FINANCIAL EXPENSES

Bank Charges	418,742	190,368
Interest	1,057,856	1,180,265
Total	1,476,598	1,370,633



Md. Mushtaqe Ahmad.

[Handwritten signature]



MSA & Associates
Chartered Accountants

109, Wing-II, Hans Bhawan, 1, Bahadur Shah
Zafar Marg, New Delhi-110002
Ph. : +91-11-23378335
email : msharmaassociates@gmail.com
msa@msaassociates.co.in

AUDITOR'S REPORT

To
Hockey India,
B1/E3, Mohan Co-operative,
Industrial Estate,
New Delhi-110044

We have audited the attached consolidated Balance Sheet of Hockey India and Hockey India League (unit of Hockey India), B1/E3, Mohan Co-operative, Industrial Estate, New Delhi-110044 as at 31st March 2014 and consolidated Income & Expenditure Account for the period from 01.04.2013 to 31.03.2014 annexed thereto. We further report that:

1. We have obtained all the information and explanations which to the best of our knowledge and belief were necessary for the purpose of our audit.
2. In our opinion, proper books of account as required by law have been kept by the society.
3. In our opinion and to the best of our information and according to explanations given to us, the said consolidated Balance Sheet and consolidated Income & Expenditure Account read together with Notes thereon, give a true and fair view in conformity with the accounting standards generally accepted in India;
 - (i) in the case of consolidated Balance Sheet, the state of affairs of the society as at 31st March 2014 and
 - (ii) in the case of consolidated Income & Expenditure Account, the excess of income over expenditure for the year ended on that date.

For MSA & Associates
Chartered Accountants

FRN: 009717N



CA. Sanjay Bhardwaj

Partner

M.No.: 087847

Date: 11/06/2014

Place: New Delhi